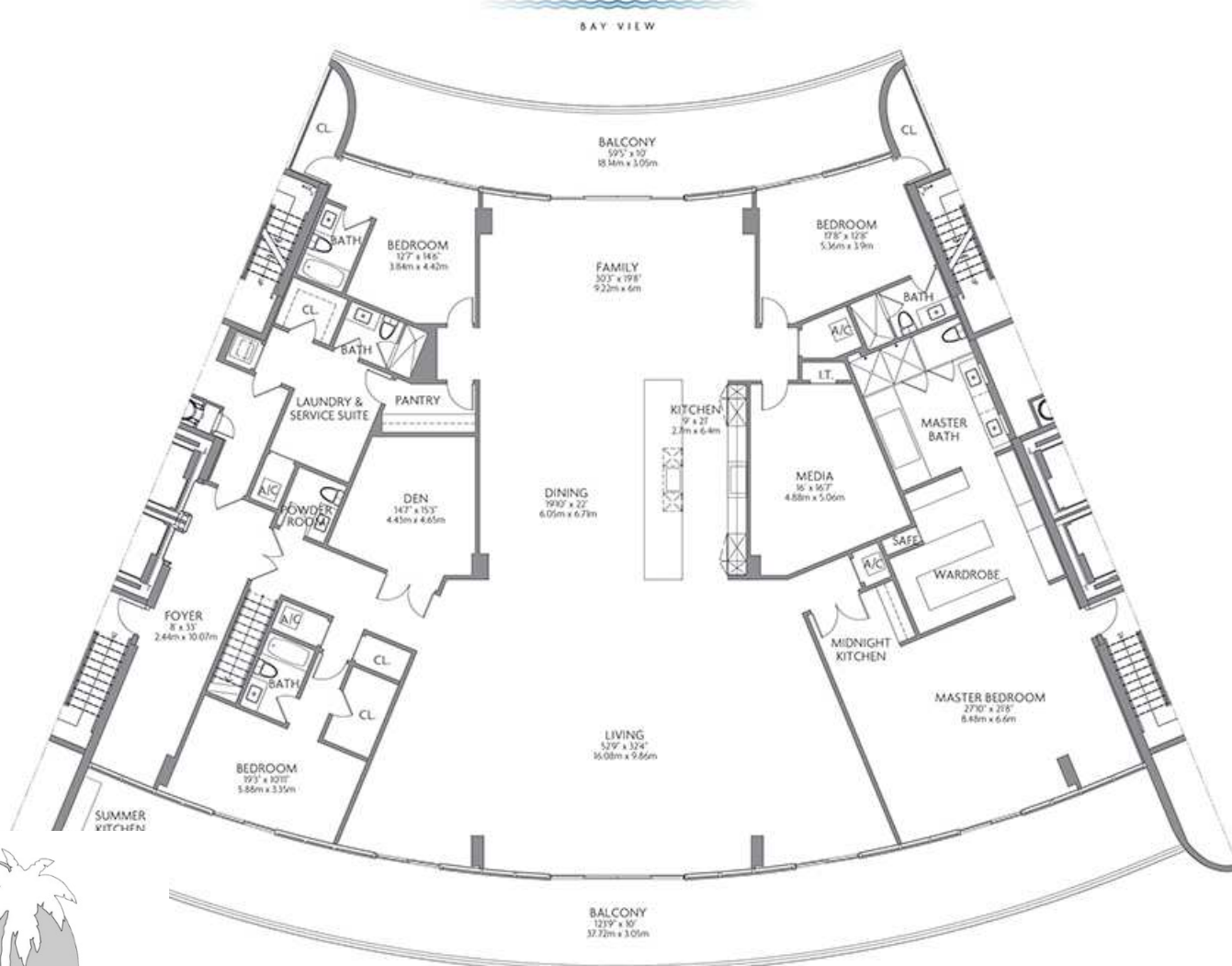


**SKY RESIDENCE B PENTHOUSE**  
4 BEDROOMS / 6.5 BATHROOMS

INTERIOR	8,476 SF	787 M <sup>2</sup>
TERRACE	5,266 SF	489 M <sup>2</sup>
<b>TOTAL *</b>	<b>13,742 SF</b>	<b>1,277 M<sup>2</sup></b>

The Sky Residence B at Privé offers an expansive duplex floor plan at the top of the towers. Over 8,400 square feet of gracious interior living space is enhanced by a private roof garden with a full-size swimming pool and panoramic views. The Sky Residence lifestyle is enhanced by elevated finishes and features, and a host of exclusive privileges enjoyed by a fortunate few.

- 15-foot ceilings throughout
- Parking for six vehicles
- Expansive custom kitchens
- Butler's pantry
- Wine cellar
- Service suite
- Master suite with midnight kitchen
- Media room
- Expansive closets
- Family room
- Full-size rooftop pool
- Office/Den



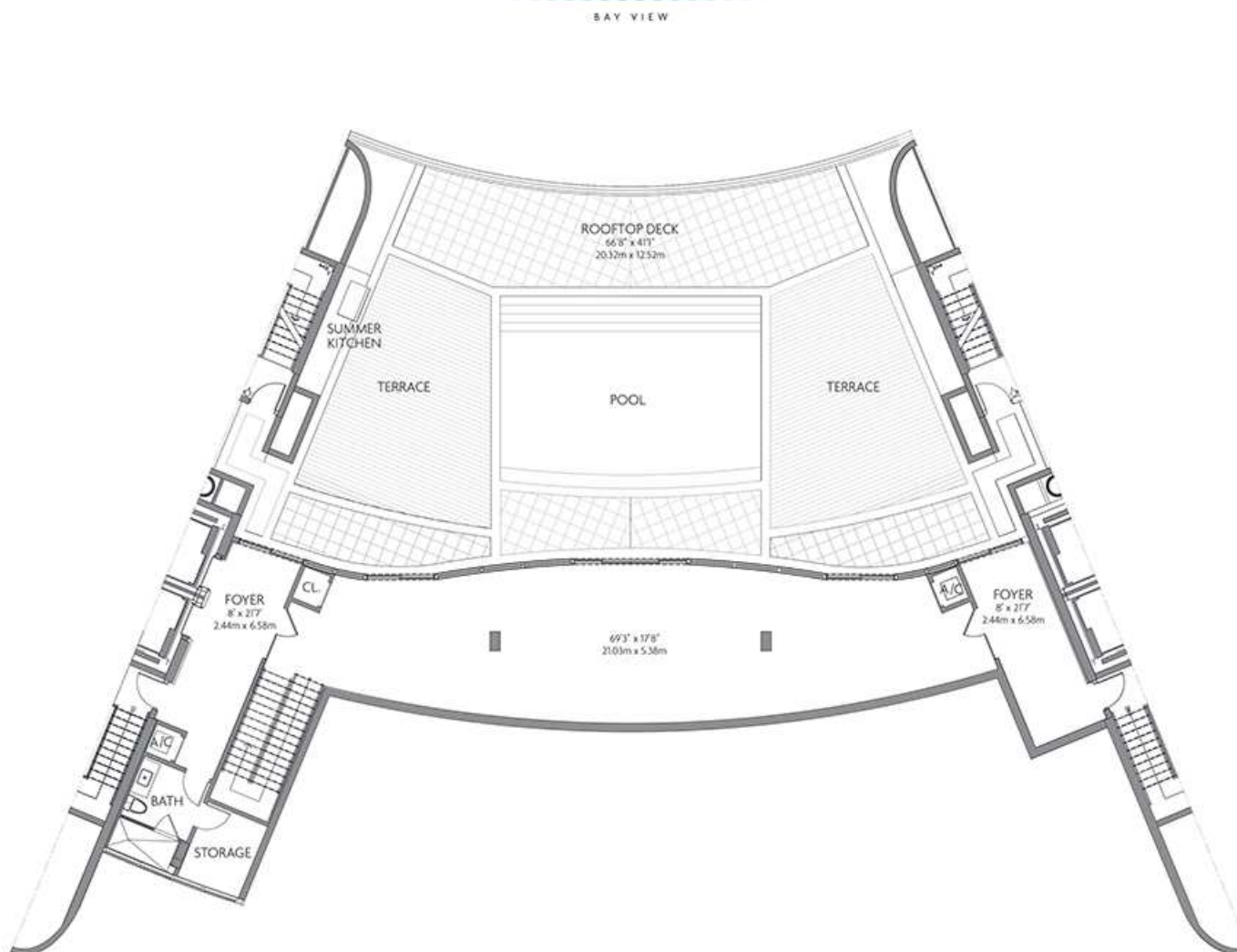
**LOWER FLOOR**

INTRACOASTAL & OCEAN VIEW



[NewConstructionSouthFlorida.com](http://NewConstructionSouthFlorida.com)

Stated measurements and dimensions of residences are measured to the exterior boundaries of the exterior walls and the centerline of interior demising walls and in fact vary from the dimensions that would be determined by using the description and definition of the "line" set forth in the Declaration (which generally only includes the interior airspace between the perimeter walls and excludes all interior structural components and other common elements). This method of measurement used herein is generally used in sales materials and is provided to allow a prospective buyer to compare the units with units in other projects that utilize the same method. Balconies are not part of the Unit. Measurements of rooms set forth on floorplans are generally taken at the farthest points of each given room (as if the room were a perfect rectangle) without regard for any cutouts or variations. Accordingly, the interior air space dimensions of the actual room will typically be smaller than the product obtained by multiplying the stated length and width. All measurements and dimensions are estimates based on preliminary plans which will vary with actual construction. All floorplans, specifications and other development plans are proposed and conceptual only, and are subject to change and will not necessarily accurately reflect the final plans and specifications.



**ROOFTOP**

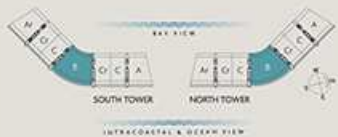
INTRACOASTAL & OCEAN VIEW

**SKY RESIDENCE B PENTHOUSE**  
4 BEDROOMS / 6.5 BATHROOMS

INTERIOR	8,476 SF	787 M <sup>2</sup>
TERRACE	5,266 SF	489 M <sup>2</sup>
<b>TOTAL *</b>	<b>13,742 SF</b>	<b>1,277 M<sup>2</sup></b>

The Sky Residence B at Privé offers an expansive duplex floor plan at the top of the towers. Over 8,400 square feet of gracious interior living space is enhanced by a private roof garden with a full-size swimming pool and panoramic views. The Sky Residence lifestyle is enhanced by elevated finishes and features, and a host of exclusive privileges enjoyed by a fortunate few.

- 15-foot ceilings throughout
- Parking for six vehicles
- Expansive custom kitchens
- Butler's pantry
- Wine cellar
- Service suite
- Master suite with midnight kitchen
- Media room
- Expansive closets
- Family room
- Full-size rooftop pool
- Office/Den



Stated measurements and dimensions of residences are measured to the exterior boundaries of the exterior walls and the centerline of interior demising walls and in fact vary from the dimensions that would be determined by using the description and definition of the "line" set forth in the Declaration (which generally only includes the interior airspace between the perimeter walls and excludes all interior structural components and other common elements). This method of measurement used herein is generally used in sales materials and is provided to allow a prospective buyer to compare the units with units in other projects that utilize the same method. Balconies are not part of the Unit. Measurements of rooms set forth on floorplans are generally taken at the farthest points of each given room (as if the room were a perfect rectangle) without regard for any cutouts or variations. Accordingly, the interior air space dimensions of the actual room will typically be smaller than the product obtained by multiplying the stated length and width. All measurements and dimensions are estimates based on preliminary plans which will vary with actual construction. All floorplans, specifications and other development plans are proposed and conceptual only, and are subject to change and will not necessarily accurately reflect the final plans and specifications.